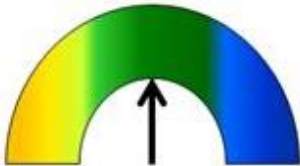
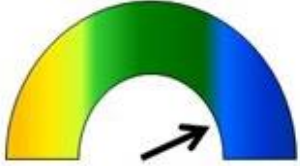
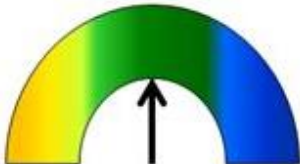
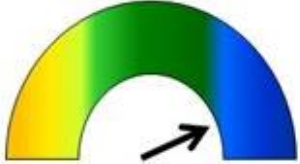
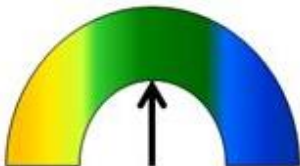
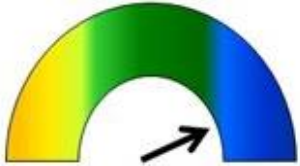
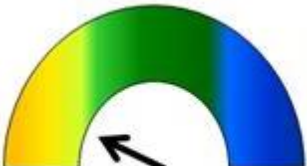
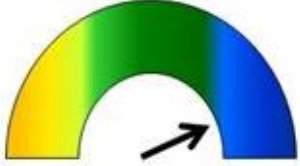
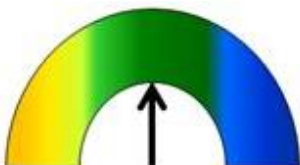
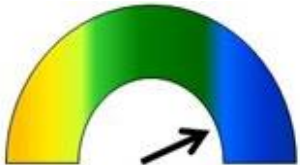
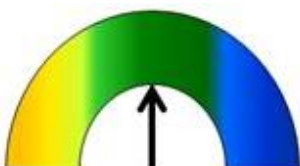
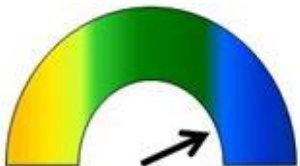


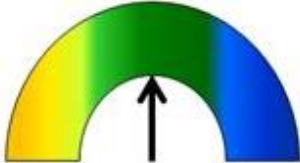
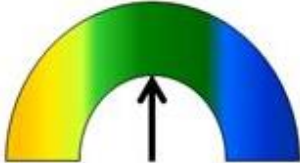
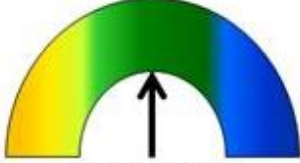
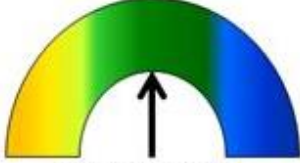
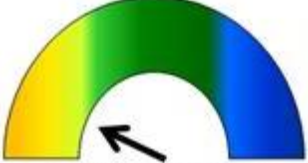
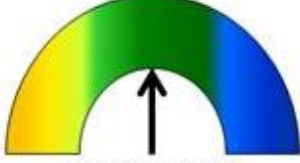
Heart Attack

Time Period	Number of Patients	Deaths	Rate	State of Colorado Comparison (CO Hospital Report Card)	National Comparison (Hospital Compare)
2013	50	2	4%	 <p>Meets Standards</p>	 <p>Exceeds Standards</p>
2014	78	2	2.56%	 <p>Meets Standards</p>	 <p>Exceeds Standards</p>
2015	61	3	4.9%	 <p>Meets Standards</p>	 <p>Exceeds Standards</p>

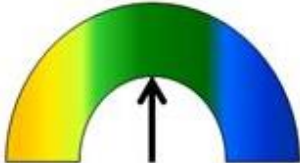
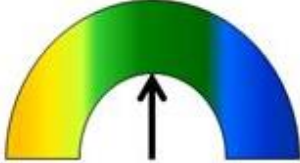
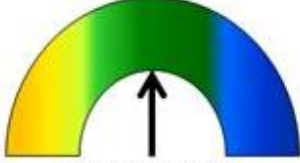
Heart Failure

Time Period	Number of Patients	Deaths	Rate	State of Colorado Comparison (CO Hospital Report Card)	National Comparison (Hospital Compare)
2013	34	4	6.25%	 <p>Needs Improvement</p>	 <p>Exceeds Standards</p>
2014	70	2	2.86%	 <p>Meets Standards</p>	 <p>Exceeds Standards</p>
2015	47	1	2.10%	 <p>Meets Standards</p>	 <p>Exceeds Standards</p>

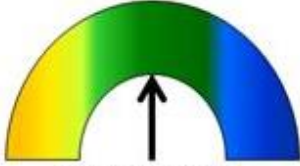
Stroke

Time Period	Number of Patients	Deaths	Rate	State of Colorado Comparison (CO Hospital Report Card)	National Comparison (Hospital Compare)
2013	37	2	5.41%	 Meets Standards	 Meets Standards
2014	42	3	7.14%	 Meets Standards	 Meets Standards
2015	35	4	11.4%	 Needs Improvement	 Meets Standards

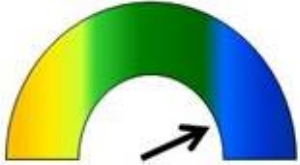
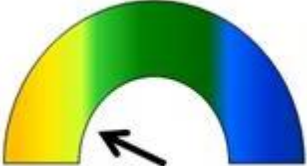
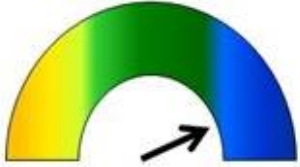
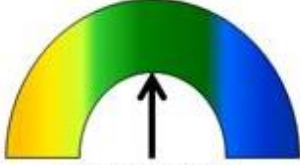
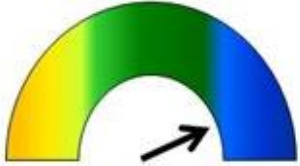
Bleeding Stomach/Intestines (GI Bleed)

Time Period	Number of Patients	Deaths	Rate	State of Colorado Comparison (CO Hospital Report Card)	National Comparison (Hospital Compare)
2013	61	0	0%	 Meets Standards	No Comparison Available.
2014	39	0	0%	 Meets Standards	No Comparison Available.
2015	41	0	0%	 Meets Standards	No Comparison Available.

Hip Fracture

Time Period	Number of Patients	Deaths	Rate	State of Colorado Comparison (CO Hospital Report Card)	National Comparison (Hospital Compare)
2013	28	0	0%	No Comparison Available. Too Few Cases	No Comparison Available.
2014	39	1	2.56%	 Meets Standards	No Comparison Available.
2015	23	0	0%	No Comparison Available. Too Few Cases	No Comparison Available.

Pneumonia

Time Period	Number of Patients	Deaths	Rate	State of Colorado Comparison (CO Hospital Report Card)	National Comparison (Hospital Compare)
2013	109	2	1.83%	No Comparison Available. Too Few Cases	 Exceeds Standards
2014	111	9	8.11%	 Needs Improvement	 Exceeds Standards
2015	116	4	3.4%	 Meets Standards	 Exceeds Standards